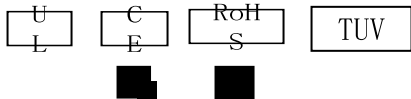
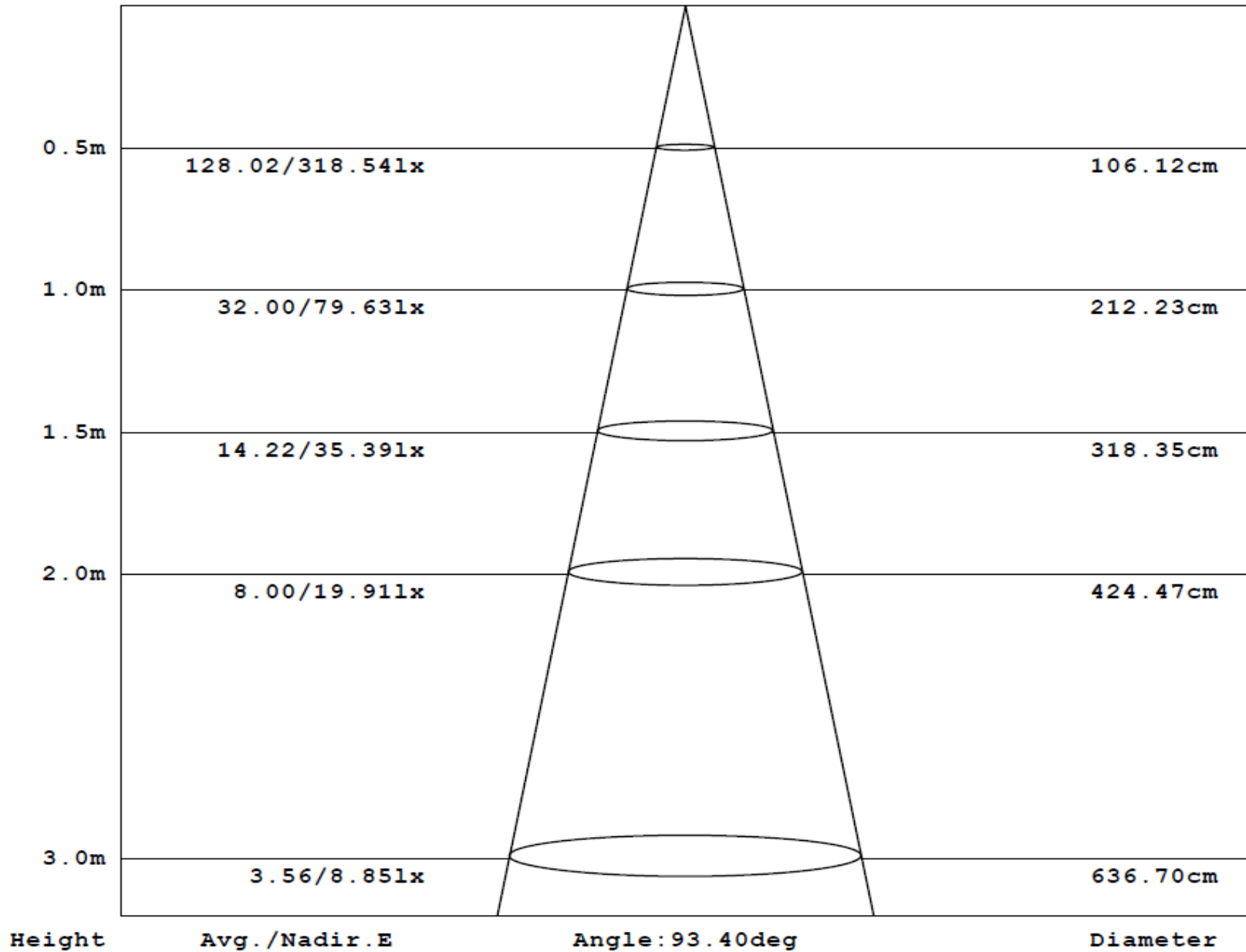


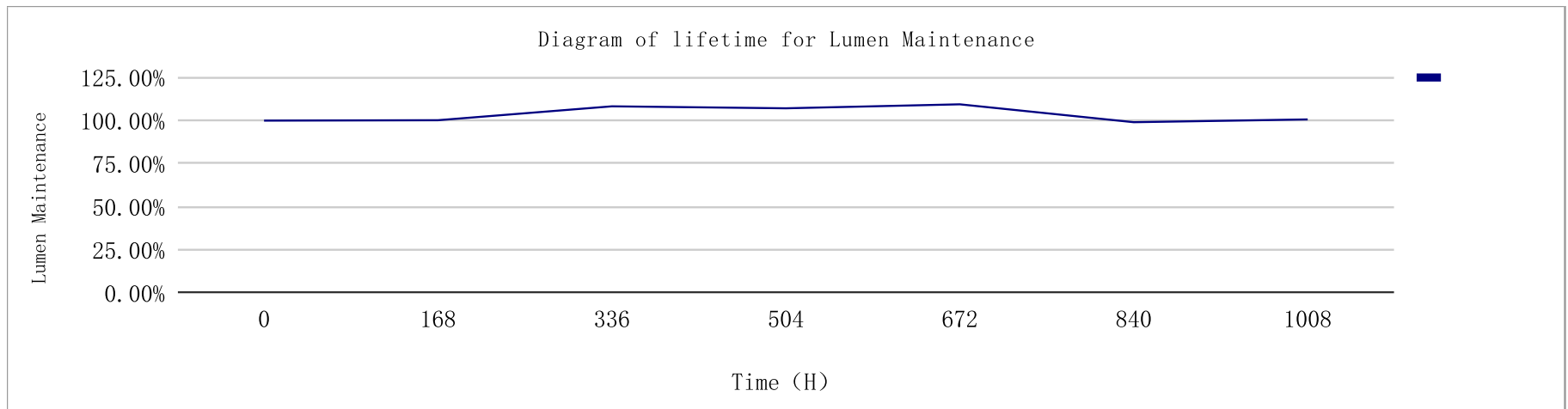
<b>00601-WH/00601-CWH</b>	
<b>Material</b>	<b>Housing: Made of SUS304</b>
<b>Housing Colour</b>	<b>polished S.S</b>
<b>LED Colour</b>	<b>CWH: Daylight White      WH: Warm White</b>
<b>LED</b>	<b>16PCS</b>
<b>LED Beam Angle</b>	<b>120°</b>
<b>Colour Temperature</b>	<b>■ Warm White:2900-3200 K    ■ Daylight White:5500-6300 K</b>
<b>Features</b>	<b>Surface mount</b>
<b>Working Voltage</b>	<b>DC12V</b>
<b>Wattage</b>	<b>2.5 W</b>
<b>Effective Lumen/Power compared to standard bulb</b>	<b>207Lumen/30W</b>
<b>water-proofing and dust-proofing</b>	<b>IP: 66</b>
<b>life TEST FOR LED LAMP(1000 hours)</b>	<b>Lumen Maintenance Percentage&gt;98%</b>
<b>Operation Temperature</b>	<b>-20° ~ +45°C</b>
<b>Certificate</b>	

The light is for type "Z" attachments. The external flexible cable or cord of this luminaire cannot be replaced; if the cord is damaged, the luminaire shell be destroyed





### LIFETIME FOR LUMEN MAINTENANCE



Testing Module: Lasting 1000 hrs, Temperature Range 36–40°C, Humidity: 60%RH, Input Voltage: DC12V